



skytrust[®]
Intelligence System

**How technology improves safety
engagement and performance**



Corey Burford
Managing Director



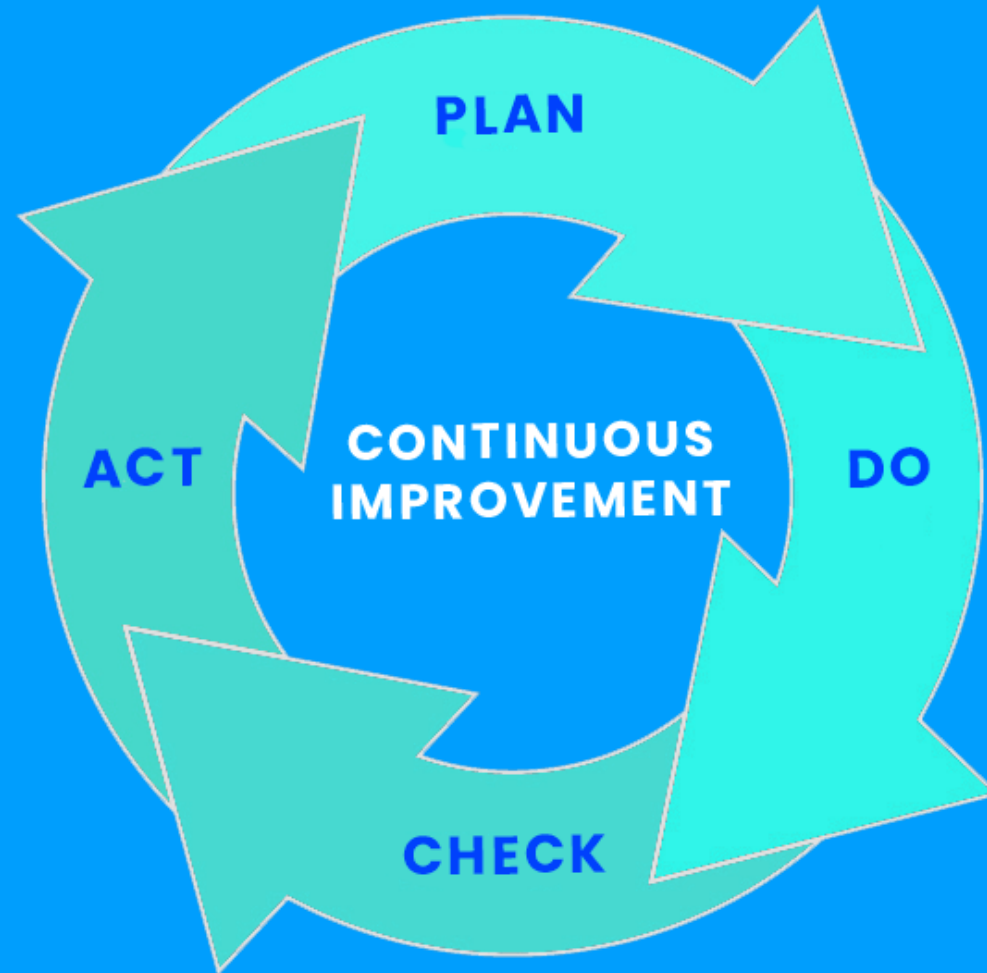
View video - Nathan Hall TOG Award - <https://youtu.be/MQzjgSq9Bww>

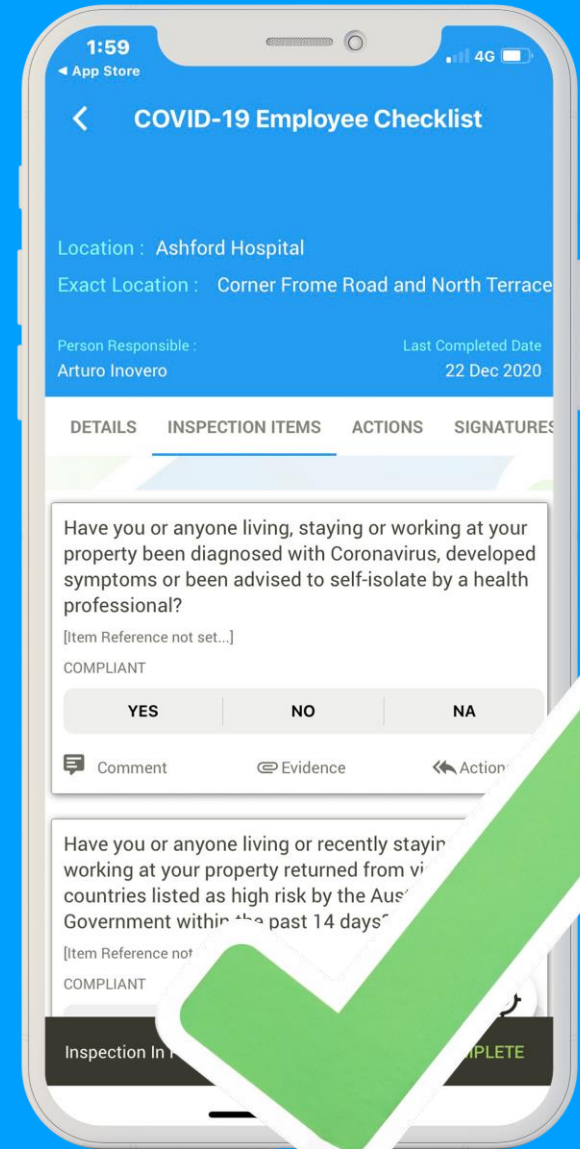

Key factors to improve safety engagement and performance using



- **Providing employees user friendly tools for active engagement improves the continuous improvement culture for companies**
- **Councils that have good engagement with workers, understand the important balance of making their job easier and safer**

Key culture driver = continual improvement cycle

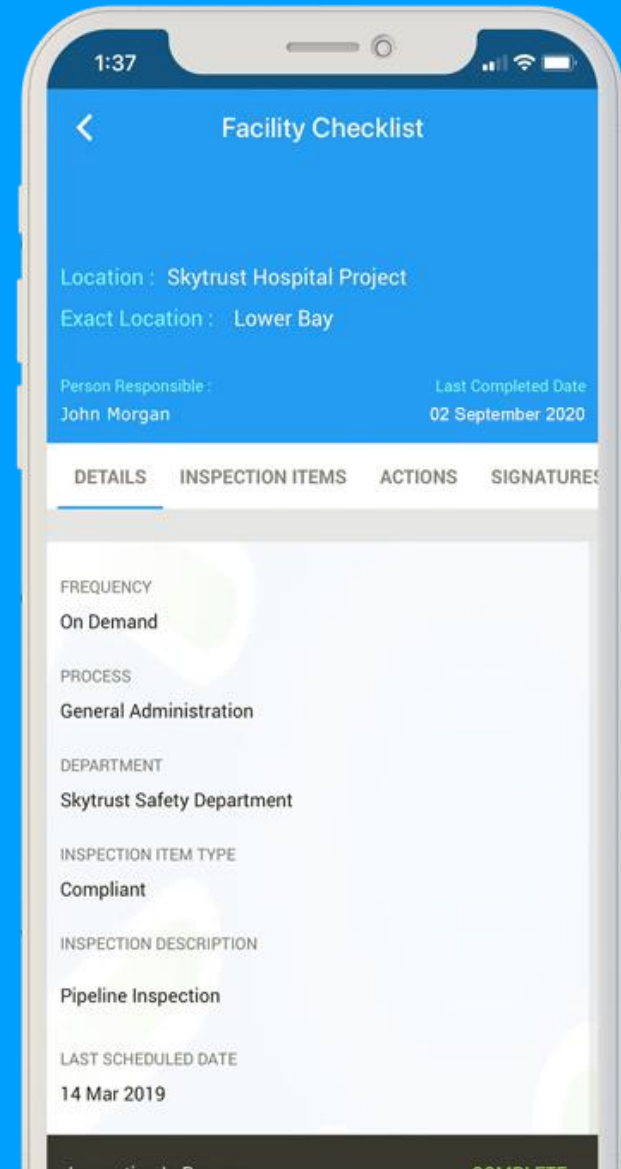




View video - Starting Offline App Inspections -

<https://skytrust.com.au/app/uploads/2021/02/ST021B2s.mp4>

**Replace multiple forms
with 1 streamlined
process**



The image shows a smartphone screen displaying a mobile application interface for a 'Facility Checklist'. The screen is divided into several sections. At the top, there is a status bar with the time '1:37' and signal, Wi-Fi, and battery icons. Below that is a blue header with a back arrow and the title 'Facility Checklist'. The main content area is white and contains the following information:

- Location :** Skytrust Hospital Project
- Exact Location :** Lower Bay
- Person Responsible :** John Morgan
- Last Completed Date :** 02 September 2020

Below this information is a horizontal menu with four tabs: 'DETAILS' (which is selected and underlined), 'INSPECTION ITEMS', 'ACTIONS', and 'SIGNATURES'. The 'DETAILS' section is currently active and shows the following fields:

- FREQUENCY**
On Demand
- PROCESS**
General Administration
- DEPARTMENT**
Skytrust Safety Department
- INSPECTION ITEM TYPE**
Compliant
- INSPECTION DESCRIPTION**
Pipeline Inspection
- LAST SCHEDULED DATE**
14 Mar 2019

At the bottom of the screen, there is a dark green bar with a 'COMPLETE' button.

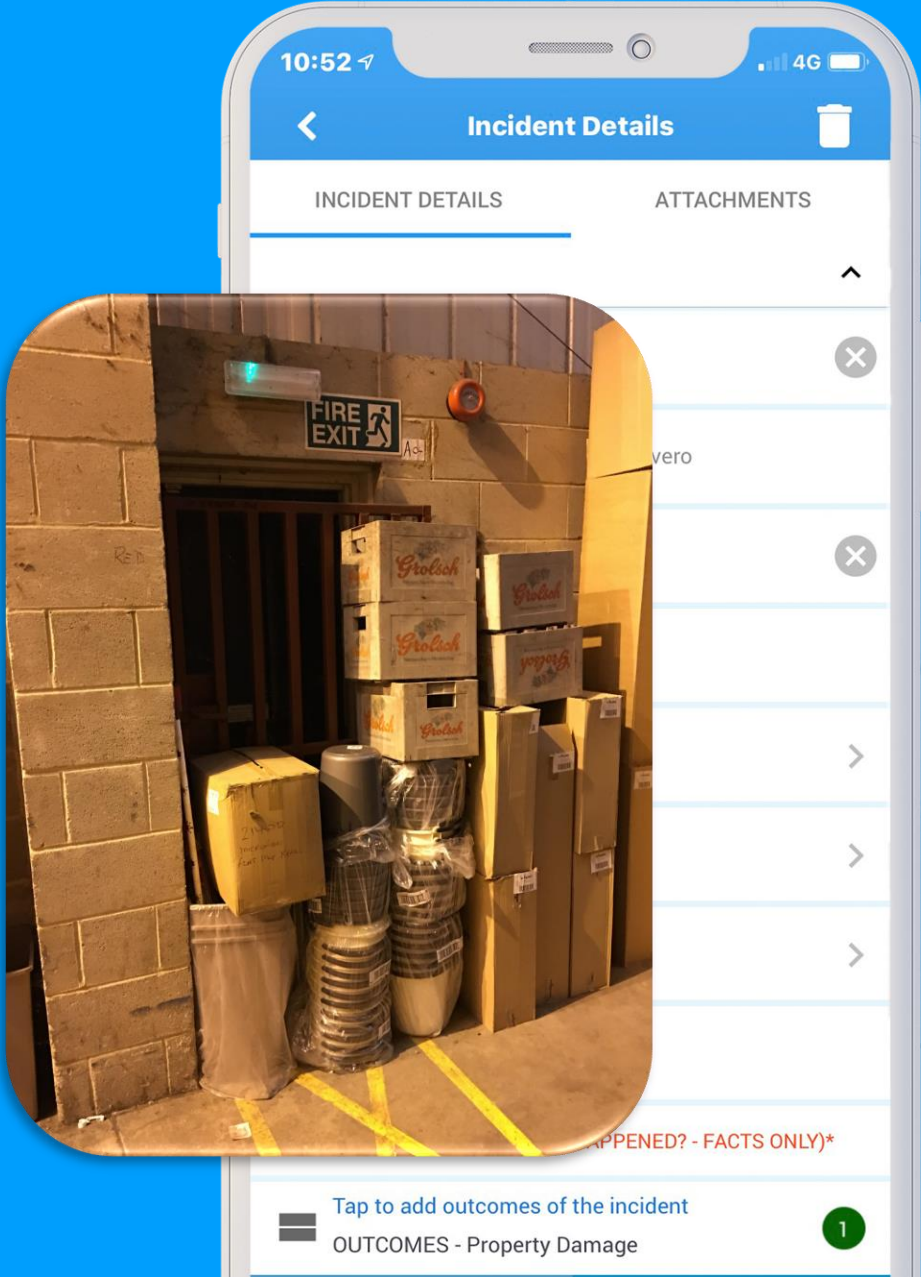
New features for Queensland Councils

1. Employee Induction

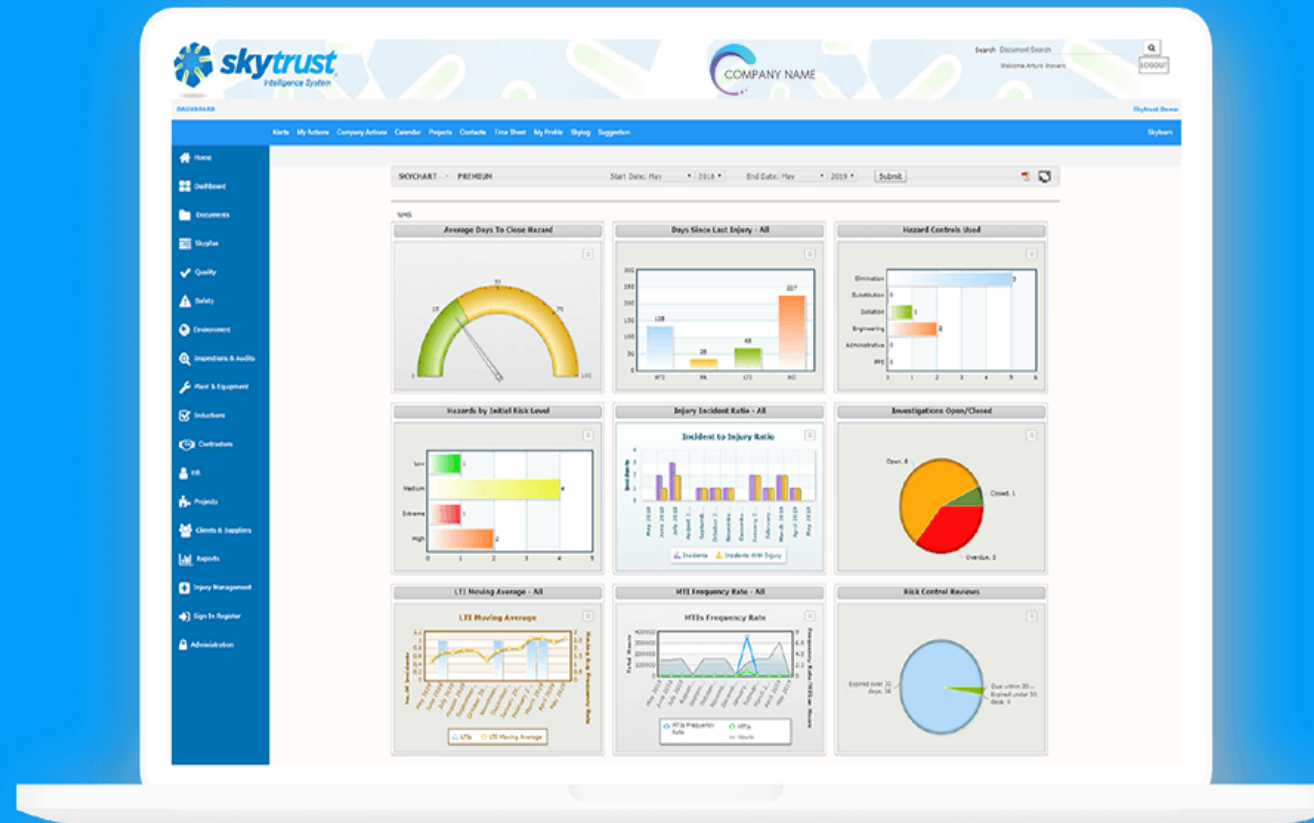
2. Subcontractor Induction

A smartphone screen displays a web browser interface for an induction form. The browser address bar shows 'skytrust.co'. The page features a logo with a colorful bird-like icon and the text 'CompanyName'. Below the logo is a form with four input fields: 'First Name', 'Surname', 'Company Name', and 'Email'. A small asterisked note below the email field reads '* Enter an email address for a copy of your certificate'. At the bottom of the form is a blue button labeled 'Continue'. The footer of the page says 'POWERED BY skytrust intelligence system' with the skytrust logo. The phone's status bar at the top shows the time '4:58', signal strength, and '4G' connectivity. The bottom of the phone shows standard Android navigation icons.


Giving employees the tools to be proactive in capturing and reporting helps in preventing the recurrence



Understanding what improvements have been made and seeing the positive results encourages continuous improvement for management and staff



Is your current system aligned to the National Audit Tool?



Self-insurance guidance

WHS performance reporting arrangements



Things to consider



Can everyone have at least basic access without additional costs?



Try to avoid standard user licences as the cost model




Do you have to pay per user?

Things to consider



Skytrust makes managing compliance more effective and accessible to large and small organisations



Skytrust has a significant library of training videos and resources available for employees



Skytrust is continually updated to align to standards and offer additional improvements within the user community

Thank you. If you have any questions, please come over to have a chat!

We are at stand 18

